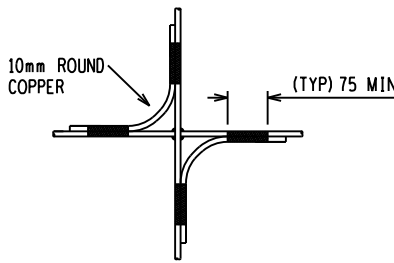
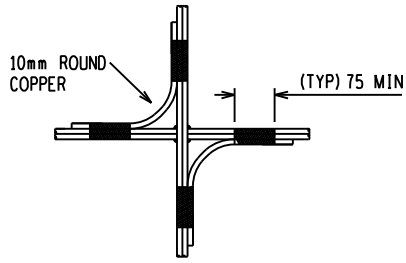


1 2 3 4 5 6 7 8

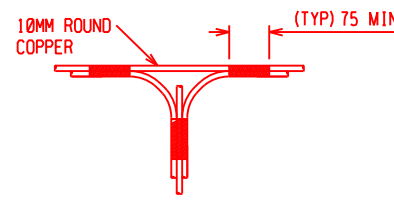
A



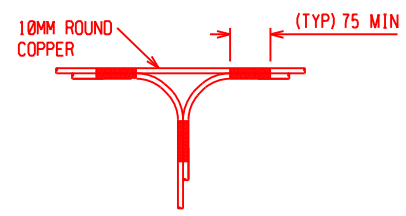
TYPE A
ROUND COPPER JOINT



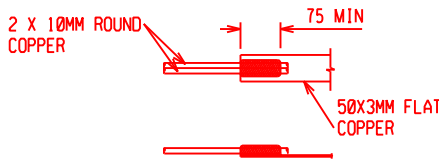
TYPE B
DOUBLE ROUND COPPER JOINT



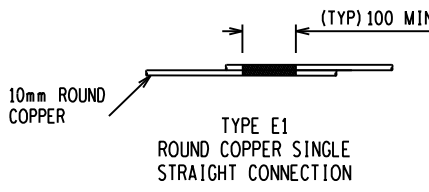
TYPE C1
ROUND COPPER TEE JOINT



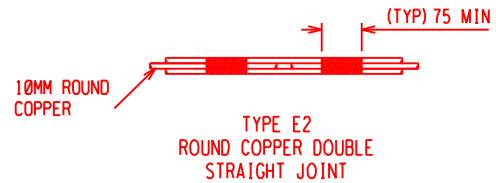
TYPE C2
ROUND COPPER TEE JOINT



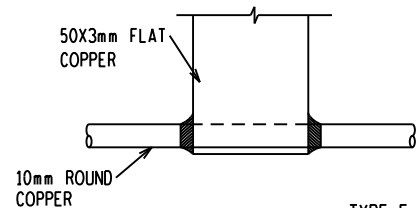
TYPE D
2x ROUND COPPER TO FLAT
COPPER STRAIGHT JOINT



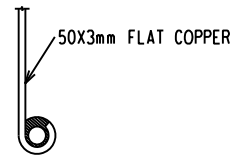
TYPE E1
ROUND COPPER SINGLE
STRAIGHT CONNECTION



TYPE E2
ROUND COPPER DOUBLE
STRAIGHT JOINT



TYPE F
ROUND COPPER TO FLAT COPPER JOINT
(NTS)

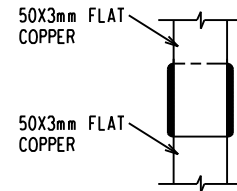


50X3mm FLAT COPPER

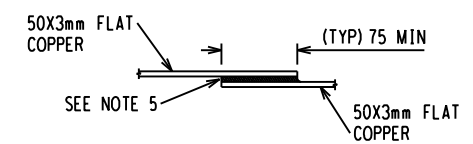
NOTES:

1. ALL JOINTS SHALL BE EXOTHERMICALLY WELDED OR OXY-ACETYLENE BRAZED, USING 3MM DIAMETER BRAZING RODS ACCORDING TO STANDARD EN1044 ITEM CP105.
2. ALL COPPER CONNECTIONS ARE TO BE BOUNDED TOGETHER AS INDICATED.
3. SEE D-DT-6044 FOR 10mm DIA ROUND COPPER DETAIL.
4. SEE D-DT-6045 FOR 50 x 3mm FLAT COPPER DETAIL.

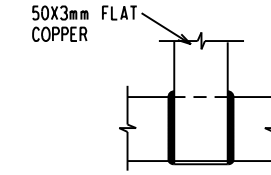
/// - BRAZED OR EXOTHORMIC WELD



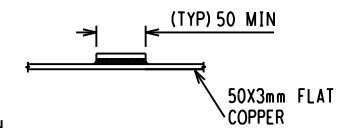
50X3mm FLAT
COPPER



TYPE G
STRAIGHT JOINT
(NTS)



50X3mm FLAT
COPPER



TYPE H
T AND TRANSVERSE JOINT
(NTS)

D-DT-5240	SET 25 SHT 1	GENERAL EARTHING NOTES
DRG NO.	SHEET NO:	REFERENCE DRAWINGS:

THIS DRAWING IS THE NEW OFFICIAL REVISION AND IT SUPERSEDES ALL OTHER PUBLISHED DRAWINGS					
3	REVISED EARTHING JOINTS & ADDED TYPE C1, C2, D & E2	BMH	JKR	T.MARAI	05/04/2019
2	NOTES CHANGED AS PER DST 34-1245	P.A.T.	T. M.	V SINGH	27/02/2012
REV	REVISION DESCRIPTION	BY	CHKD	AUTH	DATE
					PROJECT NO.



EARTHING STANDARD
COPPER JOINTS
DETAILS

AUTH: C. CLARK
DATE: 05/11/2004
CHKD: C. CLARK

SAP No.	DATE: 05/11/2004
SCALE 1:10	DRAWN: W VAN ZWEEL
THIS DRAWING IS THE PROPERTY OF ESKOM	DATE: 01/11/2004

D-DT-5240

SET	SHEET	REVISION
25	2	3

1 2 3 4 5 6 7 8 A3L